







	PRODUCT IMAGE	PART NUMBER	PART DESCRIPTION	BOX QUANTITY	PALLET QUANTITY
COMPOSITION ROOFS	ASSEMBLED WITH (1) GF GROMMET AND INCLUDES (1) 5/16" EPDM BONDED WASHER				
		3012020	GF-1 FLASHING GLV BLK 8X10"	50	3600
	ASSEMBLED WITH (1) GF GROMMET AND INCLUDES (1) 5/16"x4" LAG SCREW WITH BONDED WASHER				
		3012022 ^{US}	GF-1 US FLASHING AL BLK 8X10"	50	3200
	INCLUDES (1) 5/16", 3" THREAD LAG SCREW WITH EPDM BACKED WASHER				
		2011013	RI COMP SLIDE AL BLK	50	864
	INCLUDES (2) #12X3" SMART SCREWS WITH BONDED WASHERS				
		2011039 ^{US}	RI US SMART SLIDE BLK 6.75"	24	864
	SCREWS SOLD SEPARATELY				
		2011040 ^{US}	RI US COMP SLIDE AL BLK	50	3600
	2011024	RI SMART SLIDE BLK 6.75"	24	864	
	2011025	RI SMART SCR W #12X3" W/BW	1500	54000	
LOW SLOPE ROOFS	PRE-ASSEMBLED WITH (1) GF GROMMET AND INCLUDES (1) SS EPDM BONDED WASHER AND (1) SS FLANGE NUT				
		3015015	SIMPLEGRIP BASE ASSEMBLY AL	50	1800
	INCLUDES (1) ROOF LEVEL AND (1) UPPER LEVEL BUTYL TAPE				
	3015018	SIMPLEGRIP ADHESIVE BOTTOM	25/250	5000	
	3015019	SIMPLEGRIP ADHESIVE TOP	25/250	5000	
MOUNTS		2011020	RI MOUNT AL BLK	24	2040
		2011037 ^{US}	RI US MOUNT AL BLK	24	2040
		2011021	RI COUPLING AL BLK	24	1440
		2011038 ^{US}	RI US COUPLING AL BLK	24	1440

	PRODUCT IMAGE	PART NUMBER	PART DESCRIPTION	BOX QUANTITY	PALLET QUANTITY
SKIRTS		2099012	SKIRT AL BLK 35MM & 40MM A80"	8	360
		2099028	SKIRT AL BLK 30MM C81"	8	560
		2099035	SKIRT END CAP PLS 35MM & 40MM-A	500	24000
		2099037	SKIRT END CAP PLS 30MM-C	500	24000
		2099044 ^{US}	SKIRT US AL BLK 82", 30/32/35/40MM	8	360
		2099041	SKIRT END CAP PLS BLK	400	24000

*LIMITED QUANTITIES AVAILABLE

^{US} DENOTES US DOMESTIC CONTENT IS AVAILABLE

	PRODUCT IMAGE	PART NUMBER	PART DESCRIPTION	BOX QUANTITY	PALLET QUANTITY	
ELECTRICAL BALANCE OF SYSTEM		4011021	SIDE CLIP 30MM	700	44,800	
		4011022	SIDE CLIP 32MM	700	44,800	
		4011023	SIDE CLIP 35MM	700	44,800	
		4011024	SIDE CLIP 30MM, 32MM, 35MM, 40MM	500	32,000	
		4011020	MID CLIP AND HOOK	500	32,000	
	INCLUDES (1) #14X3" SMART SCREW WITH BONDED WASHER AND (1) TRILOBULAR SCREW					
		4011017	SMART CONDUIT MOUNT W/HW	20	5600	
		4011018	TRILOBULAR SCREW 1/4-24X3/4" SS	300	84,000	
	ASSEMBLED WITH (1) CARRIAGE BOLT & (1) FLANGE NUT					
		4011012	FRAME MLPE MOUNT SS	50/300	12600	
		4011025 ^{US}	FRAME US MLPE MOUNT SS	50/300	12600	
	INCLUDES (1) 2" LAG BOLT AND (1) SS 8-18 X 3/4" TEK SCREW					
	3011010	CONDUIT BRKT COMP MLL	50	10350		
INCLUDES (1) SS 8-18 X 3/4" TEK SCREW						
	3011011	CONDUIT BRKT TILE MLL	60	4320		

*LIMITED QUANTITIES AVAILABLE

 DENOTES US DOMESTIC CONTENT IS AVAILABLE